



# Measuring Guidelines

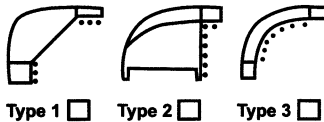
Fleet Graphic Solutions

Your Company \_\_\_\_\_  
 Contact \_\_\_\_\_  
 Address/City/State/Zip \_\_\_\_\_  
 Phone \_\_\_\_\_ Fax \_\_\_\_\_  
 Email \_\_\_\_\_

**Complete this section when ordering a TruckSkin® Side Panel Graphic**

Please provide the measure dimensions to within 1/4" Measurements are for Van Body/Box/Trailer.

A panel width \_\_\_\_\_  
 B rear rail edge \_\_\_\_\_  
 C panel height \_\_\_\_\_  
 D bottom rail ht. \_\_\_\_\_



- Describe/draw the general location of any side doors, side brackets or other attachments. \_\_\_\_\_
- If the bottom rail edge is not straight, describe/draw actual bottom edge \_\_\_\_\_
- If there are wheel wells, describe/draw their placement and dimensions. \_\_\_\_\_
- Describe/draw any fuel filler cap locations.
- What is body construction?  
 Aluminum sheet and post  
 Fiberglass reinforced plywood/panels (FRP)  
 Corrugated  Ribbed  
 Stainless rails  Refrigerator  
 Other (describe) \_\_\_\_\_
- Van Body/Box Manufacturer Name and Model Number \_\_\_\_\_
- Describe the condition of Trailer/Van Body/Box  
 New  Well Used  
 Other (describe) \_\_\_\_\_

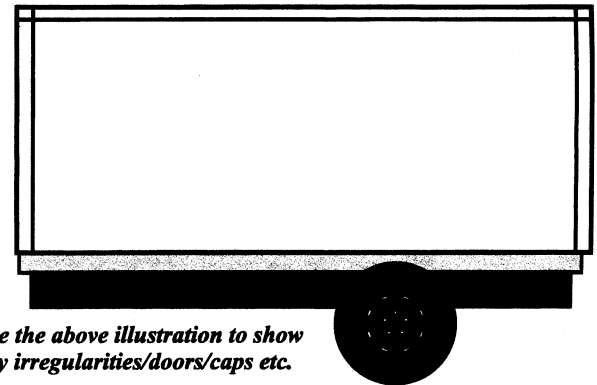
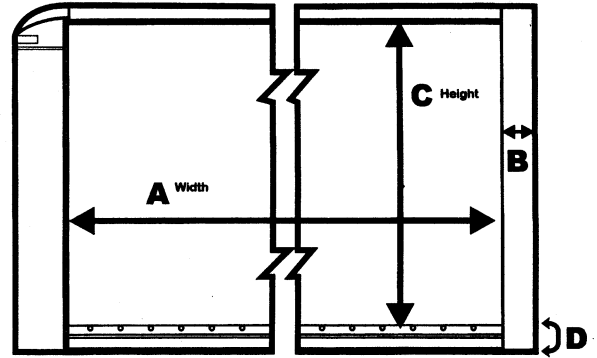
**Complete this section when ordering a DOORSKIN® Back Door Graphic**

1b \_\_\_\_\_ Full vertical measurement  
 2b \_\_\_\_\_ Full door panel width  
 4b \_\_\_\_\_ Number of panels  
 5b \_\_\_\_\_ Height of open handle (up position)

Does your truck have a folding rear lift gate that will cover part of the image?  Yes (dimensions \_\_\_\_\_)  No

Questions?: e-mail us at sales@truckskin.com.  
 Direct Phone: 231-995-8604  
 Fax this completed form to 888-616-7546 or mail with art.

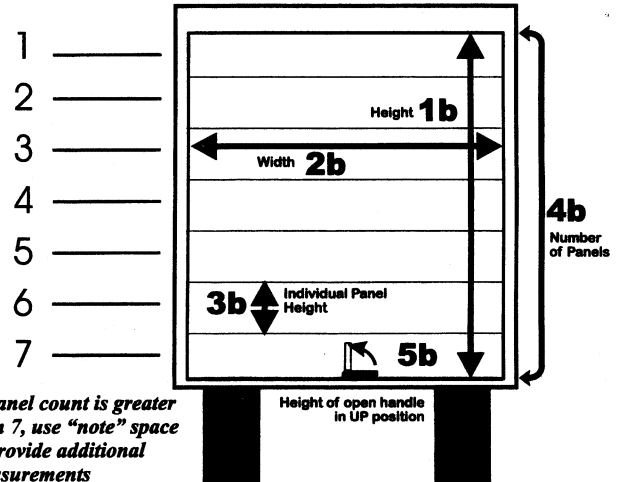
**TruckSkin** 2322 Cass Road, Traverse City, MI 49684  
 Toll-free (877) 866-7546 x604 www.truckskin.com



Use the above illustration to show any irregularities/doors/caps etc.

**3b Individual panel heights**

Use this illustration when measuring for DoorSkin graphics



If panel count is greater than 7, use "note" space to provide additional measurements

Notes: \_\_\_\_\_  
 \_\_\_\_\_  
 \_\_\_\_\_

**Please Send DIGITAL IMAGE of Sides and Back of Van Body** sales@truckskin.com  
**MEMBER PROGRAM**